



# 2014 ANNUAL REPORT

A CONSTITUTIONAL AGENCY FUNDED BY SPORTSMEN AND WOMEN THROUGH THEIR PURCHASE OF HUNTING AND FISHING LICENSES.



## WHO WE ARE

The Oklahoma Department of Wildlife Conservation, or ODWC, is the agency responsible for managing fish and wildlife in the state. ODWC issues hunting and fishing licenses, and provides important information about outdoor recreation to the public. ODWC enforces rules and regulations, and has numerous programs to provide healthy resources and to satisfy customers.

*ODWC receives no general state tax appropriations and is supported by hunting and fishing license fees and federal excise taxes on hunting and fishing equipment.*

## OUR MISSION

To manage Oklahoma's wildlife resources and habitat to provide scientific, educational, aesthetic, economic and recreational benefits for present and future generations of hunters, anglers and others who appreciate wildlife.

### Department Organization

ODWC is organized into five major divisions: Administration, Fisheries, Information and Education, Law Enforcement and Wildlife.

### The Commission

- The Oklahoma Wildlife Conservation Commission is the eight-member governing board of the Oklahoma Department of Wildlife Conservation.
- Commissioners serve eight-year terms and are appointed by the governor and confirmed by the state Senate.
- The Commission establishes state hunting and fishing regulations, sets policy for ODWC and indirectly oversees all state fish and wildlife conservation activities.
- The Commission governs all ODWC operations and financial transactions. Members met the first Monday of each month to conduct business.

**The Oklahoma Department of Wildlife Conservation is a constitutional agency. It was created based on the user-pay, user-benefit principle whereby hunter and angler license fees fund department operations.**

### Your Wildlife Department

- More than 340 full-time employees, including more than 100 game wardens and more than 150 Fish and Wildlife personnel.
- Headquarters near the State Capitol in Oklahoma City.
- Offices statewide in Byron, Caddo, Higgins, Holdenville, Jenks, Lawton, Norman, Ponca City, Porter and Woodward.
- State fish hatcheries in Byron, Durant, Holdenville and Lawton.
- More than 70 public hunting and fishing areas.
- More than 1.6 millions acres available to hunters and anglers.

### How to support conservation

- Buy a hunting or fishing license.
- Buy a wildlife conservation license plate for your vehicle.
- Take someone hunting or fishing.



## DEPARTMENT FUNDING

The Department remains a non-appropriated, user-pay/user-benefit agency that is funded either directly or indirectly by hunting and fishing license sales. In fiscal year 2014, ODWC operated with an estimated \$50.06 million in revenue. Major revenue sources are annual license sales, \$18.43 million; federal Wildlife and Sport Fish Restoration grant revenues, \$17.33 million (based on a formula that includes the certified number of hunting and fishing licenses sold in the state); interest income, \$2.31 million; other wildlife sales, \$5.16 million; agriculture and oil leases, \$2.68 million; and miscellaneous income including donations, \$4.14 million.

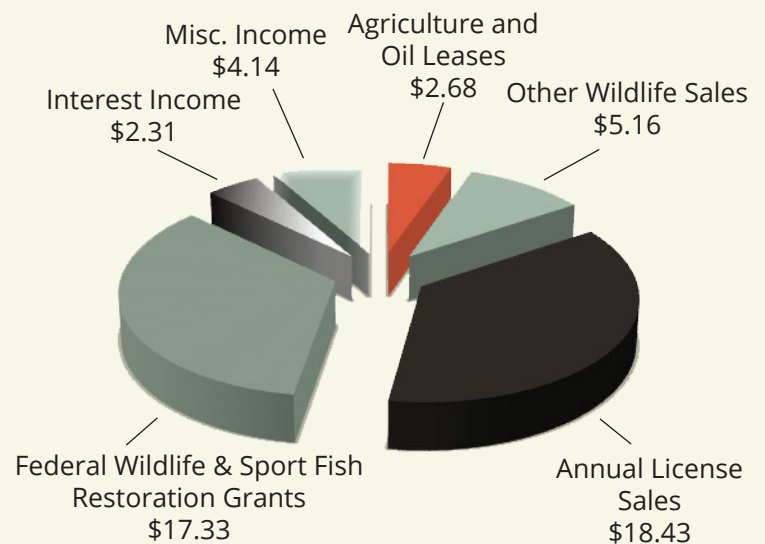
## LIFETIME LICENSE

### Trust Account

- Revenue from lifetime license sales is placed in the Lifetime License Trust Fund. The principal cannot be spent, but interest investment income can be used for ODWC operations.
- ODWC sold its first lifetime combination hunting/fishing license in 1969 for \$150.
- ODWC has sold 220,554 lifetime licenses since the first one was sold in 1969.
- More than 50 percent of all ODWC licensed hunters/anglers hold lifetime licenses and no longer buy annual licenses.

## ODWC FY 2014 REVENUE

(in millions of dollars)

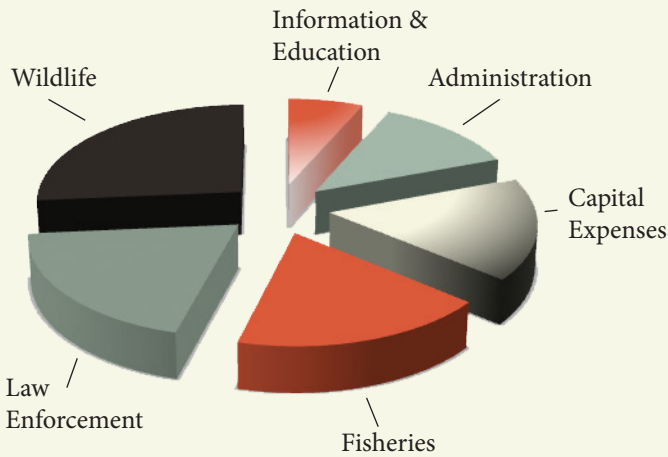


**The Oklahoma Department of Wildlife Conservation does not receive general state tax appropriations. License sales and Federal Wildlife and Sport Fish Restoration Program grant revenue are the two main funding sources for the department.**



# ODWC FY 2014 EXPENDITURES

(as percent of total budget)



## AGENCY EXPENDITURES

- Expenditures for fiscal year 2014 were \$54,417,246.
- Fisheries Division expenditures were \$9.85 million (18.11 percent of total budget).
- Wildlife Division expenditures were \$14.35 million (26.39 percent of total budget).
- Law Enforcement expenditures were \$10.61 million (19.51 percent of total budget).
- Administration Division expenditures were \$6.91 million (12.7 percent of total budget).
- Information and Education Division expenditures were \$3.59 million (6.6 percent of total budget).
- Capital expenditures were \$9.08 million (16.69 percent of total budget).



Skyler St. Yves

## OKLAHOMA IS AN OUTDOOR PLAYGROUND

Oklahoma is one of the most ecologically diverse states in the nation, with more than 760 species of wildlife found in the state, including:

- More than 350 bird species.
- More than 100 mammal species.
- More than 170 fish species.

### The Sooner State has:

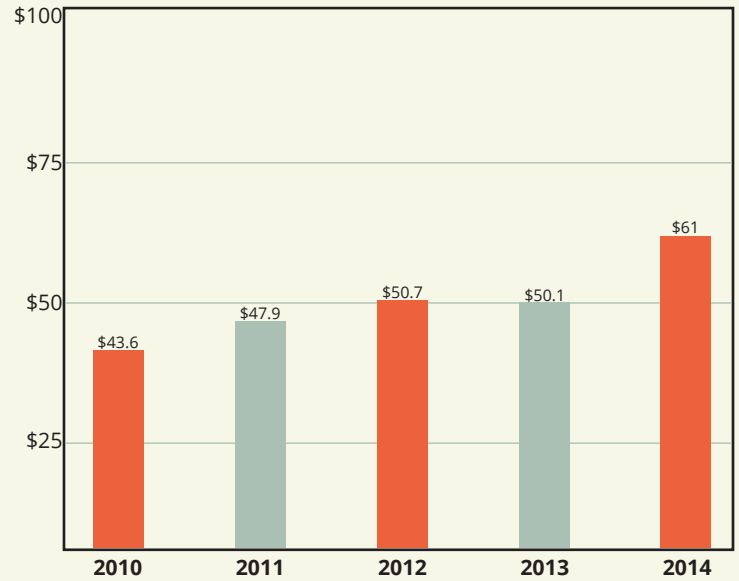
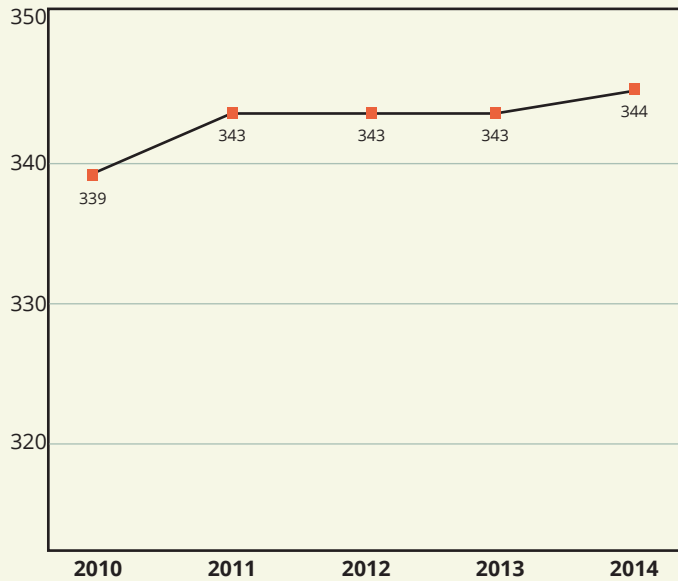
- More than 1 million surface acres of water.
- About 1,120 square miles of lakes and ponds.
- About 11,600 miles of shoreline, greater than the lengths of the continental United States' Pacific, Atlantic and Gulf coasts combined.
- About 78,500 miles of rivers and streams.

Even though hunting and fishing license sales have remained stable over the past several years, the percent of sales relative to the state's population has decreased.



## ODWC EMPLOYEE NUMBERS

## ODWC BUDGET (in millions of dollars)



## A LEGACY OF CONSERVATION

- The Wildlife Department was created as a one-man agency in 1909. The first hunting license cost \$1.25 to fund the Department, setting the precedent of a non-appropriated, user-pay/user-benefit agency.
- In 1956, state voters passed a constitutional amendment establishing the Oklahoma Department of Wildlife Conservation as the constitutional agency it is today. The amendment was enacted in 1957, and the first board of commissioners was created to oversee the Department's operation.

**The role deer hunters play in Oklahoma simply by participating in outdoor activities is far-reaching. The total economic effect of deer hunting activity in Oklahoma during 2011 was estimated at more than \$400 million, and the total economic effect from 2011 hunting activity in Oklahoma in general was estimated to be \$1.8 billion.**

	Number	Price per License (Excludes Dealer Fee)	Total Dollar Amount
Annual Fishing	189,696	19.00	3,572,706.00
Youth Resident Fishing (16-17 yrs of age)	9,424	4.00	37,696.00
NR Annual Fishing	31,334	44.00	1,378,579.00
NR 1-Day Fishing	12,661	7.50	94,957.50
NR 5-Day Fishing	152	16.00	2,432.00
NR 6-Day Fishing	23,557	27.50	647,817.50
Resident 2 Day Fishing	4,910	9.00	44,190.00
Resident 5 year Fishing	4,587	75.00	344,025.00
Trout	130	9.00	1,170.00
Youth Trout (Under 18 yrs of age)	80	4.00	320.00
Lifetime Fishing License	922	200.00	184,400.00
Texoma Fishing License	25,276	11.00	182,523.00
Temp Resident Fish	1,508	50.00	75,400.00
Lake Texoma - Texas			341,477.71
Temporary NR Fishing	362	90.00	32,580.00
Combination	17,178	36.00	618,408.00
Resident Combination Fiscal Year	2,414	47.00	113,458.00
Youth Resident Combination	2,141	8.00	17,128.00
Youth Resident Combination Fiscal Year	336	18.00	6,048.00
Resident 5 year Combo	2,307	135.00	311,445.00
Lifetime Combination	2,738	750.00	2,053,500.00
Disable Veterans Combination LT	240	200.00	48,000.00
60-100% Disabled Vet Combination LT	899	25.00	22,475.00
Wildlife Conservation Passport	520	25.00	13,000.00
Blue River Passport	0	20.00	0.00
Resident Land Access Fee	3,126	39.00	121,914.00
Resident 3 Day Land Access Fee	675	9.00	6,075.00
NR Land Access Fee	277	84.00	23,268.00
Disability Hunting	1,309	10.00	13,090.00
Disability Fishing	2,972	10.00	29,720.00
Resident Annual Trapper	760	9.00	6,840.00
Professional Trapper-Furbearer	84	68.50	5,754.00
NR Annual Trapper	4	345.00	1,380.00
Fur Dealer	27	100.00	2,700.00
NR Fur Dealer	7	Varies	2,155.00
Res Minnow Dealer/Intrastate	7	100.00	700.00
NR Minnow Dealer/Interstate	7	500.00	3,500.00
Res Minnow Dealer/Interstate	6	100.00	600.00
Res Minnow Dealer/Interstate/Extra Veh	12	25.00	300.00
NR Minnow Dealer/Interstate/Extra Veh	25	25.00	625.00
Res Minnow Dealer/Intrastate/Extra Veh	16	25.00	400.00
Resident Shad Dipper	0	50.00	0.00
Helpers per Commercial Fisherman	0	50.00	0.00
Helpers permit - Shad	0	50.00	0.00
Mussel Permit	0	50.00	0.00
Mussel Dealer	0	1,000.00	0.00
NR Mussel Permit	0	1,000.00	0.00
Paddle Fish Permit	106,787	0.00	0.00

	Number	Price per License (Ecludes Dealer Fee)	Total Dollar Amount
Non-Ambulatory	0	0.00	0.00
Fishing Guide License	275	20.00/90.00	20,480.00
Fishing Guide License	0	66.00	0.00
Resident Aquatic Turtle	76	40.00	3,040.00
NR Aquatic Turtle	0	200.00	0.00
Aquatic Turtle Helper	15	40.00	600.00
Resident Turtle Buyer	2	200.00	400.00
Aquatic Turtle Buyer - NR	0	500.00	0.00
Duplicate Annual IPOS	5,762	0.50	2,881.00
Duplicate Annual License	1,728	1.50	2,592.00
Duplicate 5 year License	744	4.00	2,976.00
Duplicate Senior Citizen Lifetime License	601	10.00	6,010.00
Duplicate License - LT	2,829	10.00	28,290.00
Duplicate Crossbow	0	5.00	0.00
Duplicate Disability	205	1.50	307.50
Duplicate Hunter Safety	1,057	5.00	5,285.00
Import-Export Permit	0	5.00	0.00
Field Trial Permit	12	5.00	60.00
Commercial hunt Big Game 10 day (R/NR)	0	201.00	0.00
Commercial hunt Big Game - Additional License	0	10.00	0.00
Commercial Hunt Area-Combination	42	500.00	21,000.00
Commercial Hunt Tags	1,055	20.00	21,100.00
Commercial Hunt Area - Small Game	54	100.00	5,400.00
Commercial Hunt Area Big Game	39	500.00	19,500.00
Non-Commercial Wildlife Breeder	82	10.00	820.00
Commercial Wildlife Breeder	121	48.00	5,808.00
Wildlife Rehabilitation Permit	128	10.00	1,280.00
Resident Exhibitors Permit	2	50.00	100.00
NR 30 Day Exhibitors Permit	0		0.00
Resident Falconry	40	45.00	1,800.00
NR Falconry	1	100.00	100.00
NR 10-Day Falconry	0	25.00	0.00
Scientific Collector Permit	248	10.00	2,480.00
Resident Hunting	46,352	19.00	880,688.00
NR Hunting	3,958	131.00	518,498.00
NR 5-Day Hunting	5,144	66.50	342,076.00
Youth Resident Hunting (16-17 yrs of age)	4,008	4.00	16,032.00
Commercial Hunt - 10 Day	2,590	5.00	12,950.00
5 Day Rattlesnake Permit	258	4.00	1,036.00
Hunting Dog Trainer	135	10.00	1,350.00
Waterfowl Stamps Collectors	460	9.00	4,140.00
Fox, Raccoon, Bobcat	1,654	9.00	14,886.00
NR Fox, Raccoon, Bobcat	91	50.00	4,550.00
Waterfowl Stamp - DS	18,151	9.00	163,359.00
Waterfowl Stamp - WFM	0	9.00	0.00
Waterfowl Stamp - WF	18	9.00	162.00
Lifetime Hunting	413	600.00	247,800.00
Resident 5 year Hunting	977	75.00	73,275.00

	Number	Price per License (Ecludes Dealer Fee)	Total Dollar Amount
Turkey - Spring	14,391	9.00	129,519.00
Turkey - Fall	3,001	9.00	27,009.00
Resident Antelope - Special Hunts	16	50.00	800.00
NR Antelope - Special Hunts	1	295.00	295.00
Resident - Private Land Elk	197	50.00	9,850.00
Elk	0	50.00	0.00
Elk Resident Ft. Sill	0	50.00	0.00
Special Hunt Elk - LT Permit	0	N/A	0.00
NR Elk	0	295.00	0.00
Non-Resident - Private Land Elk	18	295.00	5,310.00
NR Special Hunt Permit	21	50.00	1,050.00
Spec Hunt Application Fee	0	5.00	89,575.00
Res Spec Hunt Youth Deer Tag(Antlerless)	145	9.00	1,251.00
Res Spec Hunt Youth Deer Tag(Any Sex)	533	9.00	4,743.00
Res Spec Hunt Youth Deer Tag(Antlered)	0	9.00	0.00
CH Youth Deer Private Lands	39	9.00	351.00
Spec Hunt Youth Deer gun - any sex NR	0	195.00	0.00
Spec Hunt Youth Deer Prmitive - Antlerless res	106	10.00	1,060.00
Res Spec Hunt Deer Prlmitive Tag(Any Sex)	74	19.00	1,406.00
Spec Hunt Youth Deer Primitive - any sex res	107	10.00	1,070.00
Res Spec Hunt Deer Prlmitive Tag(Antlered)	0	19.00	0.00
Res Spec Hunt Deer Primitive Tag(Antlerless)	120	19.00	2,242.00
NR Spec Hunt Deer Primitive Tag(Any Sex)	0	195.00	0.00
NR Spec Hunt Deer Primitive Tag(Antlerless)	0	195.00	0.00
Spec Hunt Youth Deer Archery - any sex res	28	10.00	280.00
Res Spec Hunt Deer Archery Tag(Any Sex)	285	19.00	5,415.00
Res Spec Hunt Deer Archery Tag(Antlerless)	6	19.00	114.00
NR Spec Hunt Deer Archery Tag(Any Sex)	20	195.00	3,900.00
Res Spec Hunt Youth Deer Archery Tag(Antlerless)	4		40.00
Res Spec Hunt Deer Gun Tag(Any Sex)	213	19.00	4,047.00
Res Spec Hunt Deer Gun Tag(Antlered)	1	19.00	19.00
Res Spec Hunt Deer Gun Tag(Antlerless)	67	19.00	1,273.00
NR Spec Hunt Deer Gun Tag(Any Sex)	3	195.00	585.00
NR Spec Hunt Deer Gun Tag(Antlered)	0	195.00	0.00
NR Spec Hunt Deer Gun Tag(Antlerless)	1	195.00	195.00
Special Hunt Turkey	12	9.00	90.00
Resident Deer Archery	26,782	19.00	508,858.00
Resident Deer Primitive-Buck	11,165	19.00	212,135.00
Resident Deer Primitive-Doe	5,888	19.00	111,872.00
Resident Special Antlerless Deer Gun SPX	3,285	19.00	62,415.00
Resident Deer Gun Buck	37,546	19.00	713,374.00
Resident Deer Gun Antlerless	21,758	19.00	413,402.00
Resident Youth Deer Gun	21,722	9.00	195,498.00
Resident Youth Deer Antlerless	16,881	9.00	151,929.00
Res Youth Special Antlerless Deer Gun YSX	1,396	9.00	12,564.00
NR Deer Archery	2,816	269.00	757,504.00
Resident Youth Deer Archery	6,305	9.00	56,745.00
NR Deer Primitive Buck	748	269.00	201,212.00



	Number	Price per License (Ecludes Dealer Fee)	Total Dollar Amount
Resident Youth Deer Primitive(Antlerless)	1,839	9.00	16,551.00
Resident Youth Deer Primitive(Antlered)	2,879	9.00	25,911.00
NR Deer Gun	4,506	269.00	1,212,114.00
NR Temporary Hunting	27	145.00	3,915.00
Temp Resident Hunt	157	50.00	7,850.00
Temp Res Waterfowl	55	50.00	2,750.00
Temp NR Waterfowl	1		145.00
HIP - Harvest Information Permit	50,769	2.00	40,346.00
Sand hill Crane Permit	2,597	2.00	1,644.00
Elk - NonResident Ft. Sill (No Office Profit)	0	295.00	0.00
Resident Antelope	35	50.00	1,750.00
NR Antelope	15	295.00	4,425.00
Resident Bear	362	100.00	36,200.00
NR Bear	25	500.00	12,500.00
NR Annual Hunting Fiscal Year	1,499	165.00	247,335.00
Res Hunting - Fiscal Year	5,022	26.00	130,572.00
Youth Resident Hunting Fiscal Yr(16-17 yrs of age)	778	6.00	4,668.00
Senior Citizen Combination	4,493	24.25	108,955.25
Senior Citizen LT Fishing	3,301	14.25	47,039.25
Senior Citizen LT Hunting	177	14.25	2,522.25
Fish & Hunt Legacy LT	4,073	20.00	81,460.00
Fish & Hunt Legacy Oper LT	4,073	5.00	20,365.00
Fish & Hunt Legacy Annual	350,236	4.00	1,400,944.00
Fish & Hunt Legacy Operations	350,236	1.00	350,236.00
Fish & Hunt Legacy 5 year	7,871	10.00	78,710.00
Fish & Hunt Legacy 5 year Operations	7,871	2.00	15,742.00
<b>TOTALS</b>	<b>1,527,398</b>		<b>20,339,514.96</b>

The "Number" column multiplied by "Price per License" does not always equal the "Total Amount" due to price increases or decreases. All nonresident license fees include a portion of the fee set aside for wildlife habitat.

## LICENSE COST HISTORY

### Annual Licenses (hunting or fishing)

Year	Cost
1909*	\$1.25
1950	\$2.00
1968	\$3.25
1975	\$5.00
1982	\$7.50
1986	\$10.00
1995	\$12.50
2003 (July 1)	\$20.00
2005***	\$25.00

### Lifetime License

Year	Combination	Fishing	Hunting
1968**	\$150	\$100	\$100
1975	\$225	\$125	\$125
1982	\$400	\$125	\$300
1995	\$525	\$150	\$400
2003 (July 1)	\$750	\$200	\$600
2005***	\$775	\$225	\$625

\* First Hunting License issued

\*\* First Lifetime License Fees

\*\*\* Increased to include Legacy Permit



This program receives federal assistance from the U.S. Fish and Wildlife Service and thus prohibits discrimination on the basis of race, color, religion, national origin, disability, age and sex (gender) pursuant to Title VII of the Civil Rights Act of 1964 (as amended), Title IX of the Education Amendments of 1972, the Age Discrimination Act of 1975, Section 504 of the Rehabilitation Act of 1973, and Title II of the Americans With Disabilities Act of 1990. To request an accommodation or informational material in an alternative format, contact Oklahoma Department of Wildlife Conservation, (405) 521-3851. If you believe you have been discriminated against in any program, activity or service, contact U.S. Fish and Wildlife Service, Office for Diversity and Workforce Management, 5275 Leesburg Pike, Falls Church, VA 22041.