



National Archery in the Schools Program

# 2026 NASP® National & Championship Tournament Rules

Registration dates will be posted at <https://www.naspschools.org/tournament-calendar/>

NASP® Western National: April 23 - 25, 2026, Mountain America Center, Sandy, UT

NASP® Eastern National: May 7 - 9, 2026, Kentucky Fair and Expo. Center, Louisville, KY

NASP® Championship: June 18 - 20, 2026, Ocean Center, Daytona Beach, FL

## The Archery Way

### Competing with Honesty and Integrity

*As archers, we strive to shoot our best while competing with integrity. Honesty is an expectation, sportsmanship and composure, an obligation. We encourage others and understand our responsibility to self-officiate and protect the field with an overall goal of bringing the archery way into everyday life.*

## Contents

1. NASP® Participation .....	3
1.1. Definition of an active NASP® School: .....	3
1.2. In School Requirement: .....	3
1.3. Divisions within NASP® Schools: .....	4
1.4. Homeschool: .....	4
1.5. Vocational, Career, early College or Technical schools - .....	4
1.6. Eligible Grades: .....	5
1.7. Number of Archers Per Team: .....	5
1.8. Single Gender School: .....	5
1.9. * Small School: .....	5
2. NASP® Eastern and Western National Tournaments and Championship Tournament Registration Protocol. ....	6
3. Equipment .....	6
3.3. Bows .....	6
3.4. Arrows .....	8

3.5. Accessories .....	9
4. Competitive Format.....	10
4.1. Range Set-Up.....	10
4.2. Whistle Signals.....	10
4.3. Arrow Handling and Movement About the Range .....	11
4.4. Order of Shooting .....	12
4.5. Coaching .....	12
5. Scoring .....	13
6. Ties Breakers.....	14
6.1. Individual Ties .....	14
6.2. Team Ties .....	15
7. Dress Code: .....	15
8. Sportsmanship.....	15
9. Protest Procedure.....	16
10. Individual Scholarship Shoot-Off:.....	16
11. National level awards:.....	16
12. NASP® All-American Academic Team: .....	16

## **NASP® SANCTIONED TOURNAMENT RULES & PROTOCOLS**

The National Archery in the Schools Program (NASP®) National Rules are the governing rules for the Western and Eastern National and Championship tournaments. NASP® states within the United States and other NASP® countries have the freedom to manage their programs within these rules. Although the NASP® National Rules are the minimum guide for states and countries to follow when conducting NASP® tournaments, each state or country may add to or increase the NASP® rules to fit local requirements. Standard safety protocols and operating principles create a familiar field for NASP® students, so they are prepared and understand what is expected at each NASP® event.

NASP® relies heavily on Coordinators that manage the program within their respective jurisdictions and will continue to do so for determining eligibility of all schools within their jurisdictions under these rules.

**New for 2026:** Except for inconsequential language edits, rule changes are in **yellow** highlights.  
We strongly suggest reviewing the entire rules document annually to be familiar with all details.

- The NASP® logo is a registered trademark and may only be used on t-shirts, banners, or any other items, with written permission from NASP®.

**The National Archery in the Schools Program, NASP® Sanctioned Events Pledge.**

Our staff and volunteers pledge to do their very best to provide a safe, enjoyable experience for all the archers and guests.

We have a zero-tolerance policy for any behavior that puts the archers, guests, staff, or volunteers at any risk. These include but are not limited to; verbal abuse of anyone, physical assault, threats of violence, or any inappropriate language or behavior. At minimum, anyone engaging in such behavior will be asked to leave the tournament venue and property.

**Special Note Concerning Distance Learning:** The school of *enrollment* determines a students' NASP® school. If schools are allowing students to participate in distance learning through on-line education to maintain their progress and grades, those students are still members of the school in which they are enrolled.

**1. NASP® Participation - All State, Provincial, and National Tournaments/Championship.**

*To maximize the number of students who will discover their aptitude and interest for archery, NASP® is an in-school program. NASP® emphasizes team participation to maximize the number of students who will participate and to promote positive social interaction among students and faculty.*

**NASP® officials reserve the right to make on-site determination of any situation not covered by these rules. NASP® officials' decisions are final.**

**1.1. Definition of an active NASP® School:** A NASP® school is one that teaches NASP® in school as a part of the normal school day and adheres to the training, equipment, safety requirements, and operating principles established by NASP®. *NASP® safety protocols must be followed by all NASP® schools and teams to preserve the experience for current and future students.*

1.1.1. School lessons must be presented by NASP® certified faculty or volunteers.

1.1.2. At least one coach of the team must be NASP® certified.

1.1.3. Only NASP® certified teachers or coaches may register student archers for tournaments.

1.1.4. Equipment requirements and range protocols must be followed.

1.1.4.1. Only the standard Genesis™ bow & Easton 1820 arrows may be used during NASP® class or on a NASP® range.

1.1.4.2. NASP® range specifications and design must follow training provided in the NASP® Basic Archery Instructor's course.

1.1.4.3. Failure to follow these protocols will make the school ineligible to participate in NASP® tournaments. Failure to follow safety protocols such as bows, arrows, and curtain use, may also result in de-certification of the NASP® certified teacher or coach.

**1.2. In School Requirement:** Every archer must attend (be enrolled in) an active NASP® school. A school that conducts NASP® lessons during normal school hours in accordance with the NASP® operating principles.

1.2.1. The student's school of primary enrollment, where they receive the majority of their in-school educational lessons/hours, determines the student's "school".

1.2.2. Students must be enrolled in an active NASP® school to participate in NASP®.

1.2.3. NASP® lessons must be conducted as part of the in-school curriculum, a minimum of 10 hours per school, per year.

1.2.4. In-school lessons are the priority of NASP®. Ideally these lessons should be thorough enough for the students to enjoy a safe and motivational experience.

1.2.5. Classroom lessons must include at least the following subject material.

1.2.5.1. Determining eye dominance.

1.2.5.2. Stringbow® used to teach Eleven Steps to Archery Success®

1.2.5.3. Safety Orientation and shooting of bows and arrows on a NASP® range.

1.2.6. Examples of how this might occur include:

1.2.6.1. At least 10, different archery classes of 1 hour each – daily for 2 weeks, twice weekly for 5 weeks, etc.



- 1.2.6.2. 5 classes per day of 1-hour each, for 2 different days.
- 1.2.7. When a school agrees to meet, meets, or exceeds the requirements mentioned above, each school year, even if not every student in the school takes the archery class, EVERY student in the school is considered eligible for NASP® tournaments. It is expected that even those who do not take the in-school instruction, will be provided safety and shooting form instruction if they join the FOLLOW-UP archery club or team before they attend a NASP® tournament.
- 1.2.8. Participation in NASP® tournaments is at the discretion of the school Administration. The school must be aware of and approve of students participating in NASP® tournaments.
- 1.2.9. Prior to participating in any NASP® competitions during a school year, the head coach for a school's team (or other coaches associated with the school for tournament purposes) will be required to log in to the School Manager for the school and acknowledge that they understand the in-school teaching requirements and commit to making sure all those requirements are met. They must also report hours and student numbers annually.
- 1.2.10. After-school-only archery programs or clubs are not eligible for any NASP® events, nor can they be considered a NASP® program.
- 1.3. **Divisions within NASP® Schools:** NASP® divisions are defined as.... Elementary School division, grades 4 and 5; Middle School division, grades 6, 7, and 8; High School division, grades 9, 10, 11, 12.
  - 1.3.1. If schools have similar names but are at a separate address such as the 'North Middle School and North Elementary School' even if in the same district, they are separate schools and may not mingle shooters on teams.
    - 1.3.1.1. Except: If elementary grades (4th & 5th) are not in the same school the schools where the two grades are found may combine students to form an elementary school team if both are NASP® schools. Example: this could be a school with K-4 and a school combined with a 5-8 or 5-12 school.
    - 1.3.1.2. Except: If middle school grades (6-8) are not in the same school the schools where the three grades are found may combine students to form a middle school team if both are NASP® schools. Example: this could be a K-6 school combining with a 7-8 or 7-12 school.
    - 1.3.1.3. Except: If high school grades (9-12) are not in the same school the schools where the four grades are found may combine students to form a high school team if both are NASP® schools. Example: this could be a school with 9-10 combining with an 11-12 school.
    - 1.3.1.4. Where divisions are split between schools the enrollment numbers of both schools apply to eligibility of the small school rule.
    - 1.3.1.5. When forming a competitive team for any NASP® division, schools must include grades of enrollment within the division they intend to compete in.
- 1.4. **Homeschool:** A student who is attending homeschool may participate though the following ways.
  - 1.4.1. A homeschool, homeschool group or homeschool co-op may have individuals trained as BAI's and request to be an active NASP® program in their state, through their state NASP® Coordinator.
  - 1.4.2. If an established (Formal) homeschool group or Co-op that comes together in one location to meet all or part of their required educational lessons to a group of homeschool students has enrolled in their state NASP® and provides in-school NASP® archery lessons during normal educational hours, by a NASP® certified instructor, and meets and reports their numbers according to the requirements of sections 1.1 and 1.2. above, they may form a team in accordance with the standard operating principles outlined in sections 1.1. and 1.2. above. The same standard required of all schools to be an active NASP® program.
  - 1.4.3. If an established (Formal) Homeschool group or co-op wants to join with another group utilizing the small school rule, both must be active NASP® programs, and they must submit a request to their state NASP® Coordinator for approval.
  - 1.4.4. A homeschool student, virtual school student, or on-line student may participate with their zoned public school that they would normally be enrolled in, with the approval of the school administration.
  - 1.4.5. A homeschool, virtual, or on-line student requests to be a part of their local school NASP® and the administration of their zoned public school denies their participation, then an adult must be associated with the school they are attending, become certified as a BAI and offer a minimum of 10 hours of NASP® instruction to that student during regular educational hours and report that training annually. Once the BAI agrees to provide this annual training, that student may participate as an individual, or join a Co-op as outlined in 1.4.2.

**1.5. Vocational, Career, early College or Technical schools:**

1.5.1. If the students attending these schools are from an active NASP® high school, remain enrolled in their high school of origin and graduate from that original school, then they may participate with that school.

1.5.2. If the students attending these schools are no longer enrolled in their school of origin and will not graduate from that high school but from the school they are now attending, then the school they are currently attending/enrolled in must be an active NASP® school for them to participate.

**1.6. Eligible Grades:** Only students who are in grades 4-12 may participate.

1.6.1. A student at any NASP® school who has graduated early during the current school year may, at the discretion of the school Principal, participate.

1.6.2. A student who no longer attends an active NASP® school due to having moved, being promoted, etc. is ineligible to participate until/unless the student's new school joins NASP® and may then only represent their NEW school. Except for situations described in sections 1.4.3. and 1.4.4.

**1.7. Number of Archers Per Team:** NASP® archery teams must contain 12-24 students, at least 4 of which must be of the opposite gender.

**1.8. Single Gender School:** If a school is a single gender school, the school shall compete as a single-gender-only school unless eligible to combine with another school under the small school rule (section 1.8). The coach should contact the State Coordinator for their state to set the single gender indicator for the school. Once set, the team score for the school/division is determined by summing the top 12 scores for the team with no consideration of gender.

**1.9. \* Small School:** If a competitive division within a NASP® school (Elementary 4<sup>th</sup> – 5<sup>th</sup>, Middle 6<sup>th</sup> – 8<sup>th</sup> or High 9<sup>th</sup> – 12<sup>th</sup>) has a total student enrollment of less than 150 students, the team for that division may add students from other competitive divisions within their own school or from one other eligible school/division, in the same city, or county, or school district, or one adjacent County.

1.9.1. Any school that meets the less than 150 student total enrolment per division (Elementary, Middle, High) will first submit school names, of the schools involved, and the total enrollment numbers per NASP® division for the divisions or school that they plan to combine with, to their state NASP® Coordinator for approval.

1.9.2. Small schools may draw from a nearby active NASP® school even if that school is over the 150-student threshold.

1.9.3. A competitive division within a school with 150 students (or more) enrolled may not add archers to their team from another school or division.

1.9.4. If a student shoots up for a higher division team (as allowed by 1.9.), that student will be competing for team rank in that older division but retain individual rank according to the archer's actual grade.

1.9.5. Unless utilizing this "small school rule" or 1.4.3. and 1.4.4., students may only shoot on a team at the NASP® school they attend (are enrolled in).

1.9.6. A request to "shoot-up" must be submitted using the Small School Request screen in School Manager in advance to the state/provincial Coordinator for the schools involved to be approved.

1.9.7. Any request to "shoot up" or combine with another school in accordance with Section 1.9. must be done prior to the school's first team tournament of the year. Once registered in a tournament that setting may not change for the duration of the season.

**1.10. Student Ineligibility:**

1.10.1. NASP® is an in-school program. If a school administration deems a student unsuited to represent the school, NASP® will abide by the decision.

1.10.2. If a student archer is disqualified for any reason at a provincial, state, or regional tournament, the student is ineligible to participate in any NASP® competition until such time the student has regained good standing in his or her state or province. The NASP® coordinator would alert the national office of such disqualification.



**2. NASP® Eastern and Western National Tournaments and Championship Tournament Registration Protocol.**

2.1. In addition to # 1.1 – 1.12. above.

**2.2. Eastern and Western NASP® Nationals:**

2.2.1. Qualification tiers will be established for each event.

2.2.2. Team and Individual qualifications for National tournaments are only possible through participation in NASP® approved state tournaments.

2.2.3. Team and Individual qualifications for the Championship tournament is determined by participation in one of the two NASP® National tournaments.

2.2.4. A qualified team (school/division) may register to participate in one but not both national tournaments.

2.2.5. A qualified individual may register to participate in one but not both national tournaments.

2.2.6. Individual scores from one national event cannot be added to team scores from another national event.

2.2.7. Participation is not guaranteed in any national level event.

2.3. Substitutions are permitted for these events. Substitutes may be students that did not participate in the state (or national) tournament, but they must meet the criteria defined in section 1.

2.3.1. Individuals must shoot in their actual division for National and Championship tournaments unless the school meets the requirements specified in 1.8.

2.3.1.1. If by meeting the requirements of section 1.8, an individual shot in a higher division at the state or provincial tournament the individual may shoot "down" in their actual division for National and Championship tournaments.

2.3.2. If a school sent multiple teams to the state tournament, they may recombine archers from these teams for nationals. **Not applicable to entire school districts/systems.**

2.3.3. If a school sent multiple teams to the national tournament, they may recombine archers from these teams for the Championship tournament. **Not applicable to entire school districts/systems.**

2.4. A school may register as many teams as they have qualified at their state tournament if the state in question allows multiple teams from the same school to participate.

2.5. NASP® teams and individual archers may only participate in a NASP® state tournament in the state where their school is located.

**2.6. The NASP® Championship Tournament**

2.6.1. Details and information concerning the Championship will be provided later.

2.6.2. Tournament format, registration information, schedule of times and tiers, TBA.

**3. Equipment - Only equipment specified and approved for use in NASP® may be used in tournaments.**

*NASP® equipment has been selected to be as universal-fit as possible to make administration of the program suitable for in-school teaching. Tournaments follow in-school program design as closely as practical.*

3.1. At tournament officials' discretion, any bow, arrow, or accessory may be subjected to complete inspection at any time. Anyone found using disallowed equipment or modifications will forfeit awards and be disqualified. Disqualification may affect their team's rank.

3.2. If after the 10-meter practice end begins an archer is found to be using disallowed equipment, the archer is subject to disqualification.

3.3. **Bows:** Archers are expected to bring their own NASP® Genesis™ bows.

3.3.1. Only the stock (original) unmodified Genesis™ bow approved for NASP® may be used, except for allowances described below.

3.3.2. When called by the announcer archers will place bows on the provided racks for inspection. Once inspected, the bow must remain on the range unless a repair is needed and approved by a lane official.

3.3.3. The Genesis™ Mini, Pro, and Gen-X are prohibited from use in NASP® programs and tournaments.


3.3.4. The bow's axle-to-axle length, measured from the center of each axle, must be no shorter than 35.25".

3.3.5. The bow's grip must be in place and unmodified. Changing the grip's shape by removing material or adding material, including tape, is prohibited. The grip may be painted for personalization. However, paint used must be "color only". The use of paint with added texture material or paint that dries with a multi-texture finish (including but not limited to those designed as bed liner material) is disallowed.

3.3.6. Only tied on or heat shrink nock locators may be used. Instructions for tying on a nock locator are available at [www.naspschools.org](http://www.naspschools.org) under the "Resources" tab, in the "Information/Learning Center".

3.3.6.1. There may be one nock locator above and one below the arrow nock.

3.3.6.2. If using two nock locators, the gap between them must be no greater than 1.5 nock widths. The archer must nock the arrow between the 2 nock locators.



**If 2 nocking points,  
the arrow nock must  
be placed between  
them.**

3.3.6.3. If using one nock locator, the archer must nock the arrow below and touching the nock locator.

3.3.6.4. If desired, a tied-on nock locator may be used directly above and against the original shrink tube locator that comes on the bow to maintain its position, as a quick or temporary fix.

3.3.6.5. Brass nock locators are prohibited for safety reasons.

3.3.7. The bow must be sight and sight-mark free (riser, cable, string).

3.3.7.1. Solid color tape, paint, or "sharpie" to cover marks may be applied to the face of the sight window at a point starting at the top of the bow's grip and running at least 6" up the face of the sight window towards the top limb. Any tape used must be a single piece of tape applied vertically to the face of the sight window only. Single piece die cut solid color stickers that match the shape of the sight window are also permitted. Wrapping tape around the riser is prohibited.

3.3.7.2. Camouflage bows may be used, but the face of the sight window must be covered. As described in 3.3.7.1.



3.3.7.3. Any tape, paint or sticker used to cover sight marks must remain throughout the competition.

3.3.7.3.1. Archers and coaches should comply with this rule before their flight time.

3.3.7.3.2. If sight marks are discovered the archer or coach will be asked to cover them.


3.3.8. The outside and inside of the sight window must be kept free of any raised edges, such as tape, stickers, or logos.

3.3.9. The bow must be free of draw stops or stabilizers.

3.3.10. The bowstring and cables may be 'after-market' but of the same approximate length and diameter.

3.3.11. The standard cable guard, cable guard slide (black only), wheel, cam, bearings, riser, and limbs must be original (or original factory replacement) and unmodified, other than the few allowances stated within section 3.

3.3.12. A bow may have the Morrell Manufacturing draw weight gauge mounted on the riser, for determining turns of limb bolts for draw weight setting.



3.3.13. A bow may be personalized by painting, stickers, et cetera, but without sight-marks.

3.3.13.1. Temporarily attaching carabineers or other devices to the bow during any flight is prohibited.

3.3.13.2. Wrapping anything around both limbs to "join them" is disallowed.

3.3.14. The standard NASP® flipper rest or the new Genesis Competition rest\* are the only rests permitted for use.

The rest must be in place and installed as intended, seated against the riser without any shims or spacers. A flipper rest arm that is missing the sleeve or bent is acceptable. The sleeve may be original, absent, or replaced with heat shrink tubing that is similar to the original rest arm sleeve.

**\*New Genesis Competition Rest**



3.3.15. The bow's draw weight must remain unchanged throughout the flight after the 1st scored arrow is shot at 10 meters.

3.3.16. Except for a malfunction, bows must remain downrange of the waiting line once shooting begins.

3.3.17. Except for a major malfunction the same bow must be used throughout the competition.

3.3.18. A non-compliant bow will be removed from the competition until it is restored to a compliant condition by the head coach. This must be completed before the archer begins or resumes competition.

3.3.19. Coaches should be prepared to complete timely repairs if necessary (spare arrow rest, serving material or spare bow). The tournament will remain on schedule.

**3.4. Arrows:** Only the original Easton aluminum 1820 arrows approved for NASP® may be used.

3.4.1. The length of the arrow shaft must be the standard NASP® length.

3.4.2. A readily accessible supply of replacements must be on hand. Once the flight begins all arrows will remain forward of the waiting line unless being replaced.

3.4.3. Arrow nocks must be the Easton N nocks currently used by Easton in the production of the 1820 aluminum Genesis arrows.

3.4.4. Arrow points must be the NASP® standard currently used by Easton in the production of the 1820 aluminum Genesis arrows; glue-in, cone shaped and weighing 60 grains.

3.4.5. Arrow vanes must be 3 soft plastic - 2.5" - 3.0" long and between .4" - .6" in height and attached to the shaft or wrap\* with a straight offset of approximately 1.5 degrees. Vanes may be of any brand, shape, or cut, but must be within the listed dimensions (New Archery Products NASP® SPEEDFLETCH is also permitted for use).

3.4.6. Archers must be able to identify their personal arrows.



3.4.7. The arrow shaft may be marked, crested, wrapped\*, or taped above the mid-point (towards the nock) for identification. The crest (NASP-Genesis label) must remain visible and readable.

3.4.8. Archers/schools are required to provide their own arrows at national tournaments.

*\*An arrow wrap is a small piece of unweighted self-adhesive vinyl that is wrapped around the rear of the arrow to coat the shaft in a very low weight plastic sleeve.*

**3.5. Accessories:** Very few accessories are allowed in NASP®

3.5.1. Archers may wear basic finger tabs (free of metal or rigid plastic), tape, or gloves to protect draw-hand fingers. This includes unmodified "5-finger" gloves like golf and batting gloves. Unmodified golf or batting gloves may also be worn on the bow hand. Finger tabs designed for anything other than finger protection, including markings, are disallowed.

3.5.2. Finger protection devices like the "No Glove" and devices made by other manufacturers may be placed on the bowstring, but these must be without locator buttons (also known as kissers buttons) discs or aiming aids. If a two-piece no-glove is used it may be installed with the small and large sections below the nock locator, or as intended, with the small section above and the large section below (the gap between the two pieces must be no greater than 1.5 nock widths, the same as in rule 3.3.6.2).



Permitted



Not permitted, two bottom pieces.

3.5.3. Heat shrink tubing may be placed on the bowstring to reduce finger strain, but the tubing must cover the entire center serving above and below the nock locator(s).

3.5.4. Archers may wear arm guards and chest protectors.

3.5.5. Hand towels or resin/chalk bags are permitted.

3.5.6. Archers may wear eye patches, glasses, or tape on glasses.

3.5.7. Finger or wrist slings are allowed. Chain or cable may not be used as wrist slings.

3.5.7.1. Wrist slings may be attached with a standard factory bolt (one inch or less in length) with a head size not to exceed 3/4" X 1/2" (three quarter inch long, one-half inch wide) and a single standard washer.



This style bolt is permitted.

3.5.7.2. Any yoke, mounts, or brackets used for a wrist sling must be non-rigid (flexible).

3.5.7.3. A Leather or rubber "yoke" may be used to attach the sling to the bow.

3.5.7.4. Wrist slings may be tied around the riser or through the hole in the riser just below the grip.

3.5.7.5. Finger slings are only to be put in place once the 1 whistle command to shoot is provided.

3.5.8. Mechanical release aids or devices designed to hold the bow at full draw are prohibited.

3.5.9. Archers must be able to draw, hold, and release the bow string on their own.

- 3.5.10. The bow must remain free of any devices designed to dampen vibration.
- 3.5.11. Potential special allowances for physically challenged archers are evaluated on a case-by-case basis. While participation by the challenged archer is important, other competitors must not be negatively impacted. Commonly approved allowances include:
  - 3.5.11.1. Wheelchairs are permitted if needed.
  - 3.5.11.2. In the case of hearing or visually impaired archers, a coach or parent may be permitted to assist at the shooting line. Prior approval is needed, and a lane official must be alerted before shooting begins.
  - 3.5.11.3. Mouth tabs are permitted for archers whose physical challenges make drawing the bowstring impossible.
  - 3.5.11.4. Archers who use crutches may shoot from a chair or have coach assistance to stand.
- 3.5.12. Emotional support animals will be allowed by NASP® in the spectator area of the event (if permitted by the host facility). Emotional support animals must stay off NASP® ranges. If the animal creates a distraction of any type to the participants or spectators, the handler will be asked to remove the animal from the spectator area and possibly from the facility.

#### 4. Competitive Format

*NASP® Tournaments emphasize safety, sportsmanship, and indoor application.* If an archer is unable to safely use all equipment and follow range protocols that archer may be removed from the competition

##### 4.1. Range Set-Up:

- 4.1.1. Target butts will be placed directly on the floor (or factory bases) similar to the height of school butts.
- 4.1.2. Target faces will be placed on the target butts so that the bottom edge touches the floor or as close to the floor as possible.
- 4.1.3. Targets faces (paper) will be NASP® 80 cm FITA face with 10 scoring rings.
- 4.1.4. The target line will be approximately 2 yards or meters from the face of the target butts.
- 4.1.5. There will be 10-meter (32' 10") and 15-meter (49' 2") shooting lines.
- 4.1.6. The waiting line will be at least 4-5 yards or meters beyond the 15-meter shooting line.
- 4.1.7. A 'Coach's Alley' will be delineated between the waiting line and spectators. Only Coaches with the appropriate wrist band or tournament credentials are permitted in Coach's alley.
- 4.1.8. Spectator seating will be placed as close as possible behind the spectator line.
- 4.1.9. Shooting lines will support 5-foot-wide shooting lanes accommodating 2 archers per lane, each with a 30" space, one in the left half of the lane, one in the right half of the lane. Each lane will have marks indicating the right and left edges and the center.
  - 4.1.9.1. The shooter's label will indicate with "Left" or "Right" which half of the 5' wide shooting lane each archer is assigned.
    - 4.1.9.1.1. Placement of any items or marks on the floor or target as a reference or aiming point is prohibited.
    - 4.1.9.1.2. If an archer is assigned to the "left" or the "right" they are expected to stand in the center of their assigned 30" space, even if they are on a target without another archer.
  - 4.1.9.2. Archers are to be at their assigned area 15 minutes prior to their flight times, with their equipment ready.
  - 4.1.9.3. Shooters occupying a lane will be from different schools where possible.
  - 4.1.9.4. Coaches are assigned to a group of lanes for their team. They can move archers within their assigned lanes if needed. Archers must indicate the lane change on their scorecards. Archers may only occupy the same side (L or R) of the lane that was assigned to the team. Each lane should still have archers from two different schools.
  - 4.1.9.5. Solo shooters may be combined where possible to promote integrity, but it is not required. Solo archers should not be combined if the move separates either of them from their team

##### 4.2. Whistle Signals: NASP® whistle commands will be used to operate the range.

- 4.2.1. 5+ whistles for an emergency
- 4.2.2. 2 whistles to 'get bow.'
- 4.2.3. 1 whistle to 'shoot'

4.2.4. 3 whistles to 'go get arrows.'

**4.3. Arrow Handling and Movement About the Range:** NASP® safety rules must be followed.

4.3.1. Archers must walk when moving about the range.

4.3.2. Archers must have one foot on each side of the shooting line with 'bows on toes' before shooting begins.

4.3.3. While shooting, the archer must straddle the shooting line with the non-target foot behind the back edge of the shooting line. NO PART of the shooting line will be covered by the archer's foot.

4.3.4. Shooter and quiver must remain in each archer's half of the assigned lane when on the shooting line. No part of the archers' body or the quiver may cover, or be past, their lane marks.




4.3.4.1. Crowding across the middle of the lane, or into an adjacent lane, is unsportsmanlike conduct.

4.3.4.2. Crowding is defined as any part of the archer's body or equipment extending past the 30-inch area assigned to the archer.



**Archers must remain entirely within their half of the lane.**

4.3.4.3. The tournament provided arrow quiver must be centered on the shooting line in front of the archer and within 30-inch area assigned to the archer.



4.3.5. While both archers may approach the target when scoring, only one archer may remain at the targets when arrows are pulled. The other archer must be safely behind the target line waiting their turn to pull arrows.



**When pulling arrows, only one archer may be forward of the Target Line. All archers must remain standing.**

4.3.6. Archers must remain on their feet (standing or squatting) and off their knees when scoring and pulling arrows.

4.3.7. Arrows are to be pulled one at a time, each placed on the floor, until all are pulled.



4.3.8. If after arrows are pulled and the target needs straightened, it is the archer's responsibility to do so while at the target. Once the archers leave the target and returns behind the waiting line, they are not permitted back down the range until after the following end.

4.3.9. Arrow points must be covered with one hand and shafts grasped below the vanes with the other hand when walking with arrows.

#### 4.4. Order of Shooting:

4.4.1. The archer must nock, pre-draw, draw and aim in a manner that keeps the arrow pointed safely towards the target throughout the process. (Below the top of the backstop curtain, and away from the floor).

4.4.2. Archers must raise the bow from their toe and keep the bow vertical while nocking.

4.4.3. Archers will shoot one practice end of 5 arrows and 3 scoring ends of 5 arrows at 10 meters.

4.4.4. Archers will shoot one practice end of 5 arrows and 3 scoring ends of 5 arrows at 15 meters.

4.4.5. Archers will have 2 minutes to shoot each 5-arrow end.

4.4.5. Dropped arrows will be left on the floor and replaced by a range official.

4.4.6. An arrow that bounces out or fails to stick in the scoring area of the target face may be shot again as instructed by range officials. Except for practice ends.

4.4.7. Replacement arrows will only be provided for bounce outs on scoring ends. Practice bounce outs will remain as shot.

4.4.8. An arrow that crosses the target line is considered a shot arrow.

4.4.9. If the archer's draw weight and draw length are not sufficient to perform on par with other archers in the tournament, the archer may be removed. Shot arrows that fail to reach or stick in the target butts are symptomatic of insufficient performance.

4.4.10. After shooting the last arrow, the archer must immediately leave the shooting line, rack the bow, and return behind the waiting line. This is NASP®-specific range management protocol.

4.4.11. If an archer fails to shoot all 5 arrows, and returns behind the waiting line, the remaining arrows will be scored as zeros.

4.4.12. If an archer experiences an equipment malfunction during the shooting process, such as a lost vane, damaged nock, damaged arrow rest or failure, yet the arrow makes it to the target line and doesn't bounce off of the target, it is a shot arrow.

4.4.13. If, after returning to the waiting area, an archer's scorable arrow falls out of the target, it is a bounce out and a replacement arrow will be given. An archer is to notify a lane official immediately and prior to returning to the shooting line.

4.4.14. If during a tournament there is a delay in the shooting that exceeds 10 minutes, the tournament director has the discretion to allow the archers to shoot 5 practice arrows prior to restarting the scoring ends. Examples of a delay could be but are not limited to power outage, fire alarm or a medical emergency.

#### 4.5. Coaching:

4.5.1. A team is limited to 3 coaches in Coaches Alley during the flight. Individual groups may have 1 coach in Coaches Alley.

4.5.1.1. Any coach in Coaches Alley must have a coach's wrist band or tournament credentials identifying them as the appropriate NASP® coach.

4.5.1.2. In instances where individual or team groups are split or separated, schools may request one additional coach's wristband.

4.5.1.3. At least one coach must be immediately available and located with his or her team lanes while the team is shooting in case they are needed. Coaches must display positive sportsmanship while in this alley.

4.5.2. Coaches or advocates of archers needing assistance may be allowed (with prior approval of range officials) to stand with the archer on the shooting line. However, they must do so safely and without distracting the other archers.

4.5.3. Coaches must withhold coaching and communication with their archer while the archer is on the shooting line. Such communication may only take place when the archer is behind the waiting line.

4.5.4. We encourage coaches to be seated as much as possible to prevent blocking the view of spectators in the audience.

## 5. Scoring:

5.1. Only archers, approved advocates, and tournament officials will be allowed downrange of the waiting line.


5.2. All arrows should be scored before any arrow or the target's face is touched.

5.2.1. Moving the target face to affect an arrow's score is a violation of 5.2.

5.2.2. Moving or pushing an arrow into the target face to affect an arrow's score violates 5.2.

5.3. Beginning in the center of the target, scoring rings are 10, 9, 8, 7, 6, 5, 4, 3, 2, & 1.

5.3.1. An arrow shaft touching a scoring ring line is awarded the higher point value. In the picture below the gold arrow is scored a 10 because the shaft touches the line. The black arrow is a 9 because the shaft does not touch the scoring line, only the hole made by the shaft touches.



**The blue shaft is a "9".  
The gold shaft is a "10".**

5.3.2. An arrow outside all scoring rings is awarded '0' points.

5.3.3. If the target face has been shot enough that the scoring ring cannot be determined, even by the lane official, the target face may be changed.

5.3.4. Before changing any target face, both archers and both coaches must be notified of the change.



**This target face may be  
changed.**

5.3.5. Any arrow shot into a target other than the assigned target will receive a zero.

5.3.6. If an archer shoots more than 5 arrows in an end, each additional arrow will result in the highest scoring arrow(s) in the target to be eliminated.

5.3.7. The 'X' ring in the center of the 10 is simply scored as a 10.

5.3.8. An arrow that 'robin-hoods' (sticks in the back of another arrow shaft) receives the value of the arrow in the target.

5.3.9. An arrow that sticks in the vane of another arrow will be treated as a bounce out. The archer will be permitted to make that arrow up in the next end or before concluding the final end.

5.3.10. An arrow that deflects off another arrow and sticks in the target is scored where it sticks.

5.3.11. An arrow that deflects off another arrow and fails to stick in the target is treated as a bounce out.

5.3.12. An arrow that skips off the floor and imbeds in the target is scored where it sticks.

5.3.13. An arrow that skips off the floor and bounces off the target is treated as a bounce out.

5.3.14. An arrow that sticks in the target, but falls completely out as shooting continues, is treated as a bounce-out and a replacement arrow may be shot.

5.4. Scannable (bubble-type) scorecards will be used. Archers should practice with this type of scorecard before coming to the tournament. [CLICK HERE](#) for a practice scorecard.

5.5. Both archers' scorecards will be on the same score board.

5.5.1.1. The score board will be placed on the target line, anywhere within the archers' lane.

5.6. Both archers will walk to the target in their lane to record arrow scores.

5.7. One or both archers may approach the target face to score arrows.

**5.8. OFFICIAL SCORING PROTOCOL:**

5.8.1 Archer A will CALL and BUBBLE archer B's arrows.

5.8.1.1 Archer B should examine the 5-arrow end to make sure the scores have been bubbled correctly

5.8.1.2 The scorecard has a "Checkbox" to the right of each 5-arrow end.

5.8.1.3 If Archer B is satisfied that all 5 arrow scores are bubbled correctly, he or she should check this box.

5.8.1.4. Also check to assure that ALL ARROW VALUES are bubbled.

5.8.2 Then the archers will reverse roles.

5.8.3 If archers cannot agree on an arrow's score, a range official must be asked for the final decision.

5.8.4 Only range officials may have erasers on the range. If the archer needs a score erased, the official will perform the task. The lane official should document such action on the back of the scorecard.

5.8.5 After both archers are satisfied that arrow values have been accurately recorded, scores are considered final.

5.8.6 Once scores are final arrows may be pulled in accordance with rule 4.3.6.

5.8.7 At the conclusion of the flight both archers must sign the scorecard.

5.8.1.1. If an archer fails to sign his/her scorecard, the scorecard will be considered approved and final.

5.8.1.2. The archer represented by the unsigned scorecard will not be disqualified for neglecting to sign.

5.8.1.3. In instances where only one archer is in a lane, the lane official or an adjacent lane archer may assist with scoring. Archers are not permitted to score their own arrows.

5.9. Scorecard deficiencies that may be found in the scoring room:

5.9.1. Scorecard has more than one value on a scoring line. The higher value will be erased.

5.9.2. Scorecard has more than one value on a scoring line but there is a blank line among the 5 scoring lines. One of the double values will be moved to the blank line.

5.9.3. If a scoring line is blank. Except in 5.7.2 above, the blank line will be scored zero.

5.10. An archer's score may only be counted for a single team. The score will also be used to determine the archer's individual placement.

5.11. Range officials will gather signed scorecards after each flight at the target.

5.12. Disqualification may occur if an archer takes the scorecard up-range of the 10-meter shooting line or to the coach or other unofficial person(s).

5.13. If an archer observes another recording a false score, a range official must be alerted.

5.14. Summation of the team's highest 12 individual scores, with at least 4 of both genders, will comprise the team score. For single gender schools, all 12 individual scores will be from a single gender.

**6. Ties Breakers**

**6.1. Individual Ties:**

6.1.1. First the computer will compare the total score, then # of 10's, 9's, 8's, and so on.

6.1.2. If ties remain, only those individuals tied for overall female and overall male archers will shoot-off to break the ties (this includes ties for overall runner-up). All other ties will remain and will receive duplicate awards.

6.1.3. Overall and runner-up female and male individual ties will be broken with a shoot-off that will take place prior to the awards ceremony. KEEP YOUR BOW NEAR BY! Archers absent for tie breaking will be awarded the lower rank.

6.1.4. The shoot-off will consist of:

6.1.4.1. A 5-arrow warm-up end at 15 meters.

6.1.4.2. Then a 5-arrow scoring end at 15 meters.

6.1.4.3. If the tie persists, a single arrow shot from 15 meters, closest to the middle of the target's center will break the tie.



**6.2. Team Ties:**

6.2.1. Team ties, if they occur, will be broken.

6.2.2. First by comparing the total score, then # of 10's, 9's, 8's, and so on.

6.2.3. If necessary tied teams will select one male and one female archer from their teams.

6.2.3.1. These two archers from each team will shoot a 5-arrow warm-up end at 15 meters and then a 5-arrow scoring end at 15 meters.

6.2.3.2. Combined scores of both male and female team members will be compared to break the tie.

6.2.3.3. If the tie persists both the male and female archers from each team will shoot a single arrow at the same target. The arrow closest to the center of the target will win the tie.

**7. Dress Code:** NASP® tournaments are an extension of the in-school educational experience.

7.1. It is important that students remain safe and comfortable. Therefore, all student archers must wear close-toed shoes. (Bare feet and sandals are disallowed) Clog style Crocs are considered closed toed shoes.

7.2. All coaches should make sure their student archers adhere to their school's dress code at the tournament except for the total ban of open-toed shoes above in 7.1.

7.2.1. It is the coaches and archers' responsibility to keep everything out of the path of the bowstring. Loose clothing, hair, jewelry (including facial jewelry) may pose a risk to the archer and those around them.

7.3. Use of personal music playing devices, ear buds and headphones are prohibited on the range.

7.3.1. Ear plugs to block distractions are permitted with prior approval only and only for specified situations.

7.3.2. Ear plugs must be free of any strings, batteries, or wires.

7.3.3. Blue tooth devices are not permitted.

7.4. Archers' cell phones must be silenced during their competitive flight. All communication via the phone must be suspended during their flight.

7.5. Archers are not permitted to have food or drinks on the range.

**8. Sportsmanship:** Archers, coaches, volunteers, and spectators are expected to respect others. Acts of unsportsmanlike conduct will result in disqualification and or removal from the event. **NASP® officials and tournament directors have the right to make on site determination of any situation not covered by these rules. NASP® officials' decisions are final.**

The following are a few *examples* of unsportsmanlike conduct:

8.1. Purposefully disturbing or distracting another archer with excessive touching or talking.

8.2. Failure to follow lane official direction.

8.3. Physical or verbal abuse of any person at the event.

8.4. Attempts to cheat include:

8.4.1. Using disallowed equipment.

8.4.2. Improper call-out of arrow value.

8.4.3. Improper bubbling of arrow value.

8.4.4. Erasure of anything on the scorecard. Only lane officials may use erasers.

8.5. Behavior considered disruptive, unsafe, offensive, or otherwise inappropriate may result in disqualification and/or expulsion of the archer, coach, and observers. Examples include, but are not limited to:

8.5.1. Intentional or repeated bumping of another archer or archer's bow.

8.5.2. Harassing, intimidating, or threatening another.

8.5.3. Encroaching beyond the archer's assigned half of the 30" in the shooting lane.

8.5.4. Ignoring the L vs. R assignment in the shooting lane.

8.5.5. The use of Vulgar or otherwise offensive language, or on shirts or banners.

8.6. Any Coach or school determined to be intentionally violating NASP® rules and protocols will be marked as ineligible for tournament participation for the season.

8.7. The use or possession of drones or other flying devices is prohibited at all NASP® events. Rare use may be granted to select media outlets through advanced application to NASP® officials.

**9. Protest Procedure**

- 9.1. Coaches may visit the scoring area following the conclusion of each flight.
- 9.2. Only the officially registered coach of the team or individual may register a protest.
- 9.3. The scoring area team leader must receive any protest prior to the start of the awards ceremony.
- 9.4. Protests may concern an archer or team score or equipment compliance.
- 9.5. Video or other photographic evidence regarding the protest will not be considered.
- 9.6. Rule clarification or suggestions may be provided by going to "Contact" at: [www.naspschools.org](http://www.naspschools.org)

**10. Individual Scholarship Shoot-Off:** The Scholarship shoot-off takes place prior to the awards at the Championship tournament in June. The coaches of qualifying archers will be notified via email.

- 10.1. The combined over-all top 5 male and top 5 female archers (including ties) from Eastern and Western nationals qualify.
- 10.2. Each will shoot a practice end of 5 arrows at 15 meters.
- 10.3. Each will shoot a 5-arrow scoring end at 15 meters.
- 10.4. Scholarship award levels will be based upon the order of elimination among these contestants.
- 10.5. 2026 Scholarship information will be posted at [www.naspschools.org](http://www.naspschools.org) under tournaments.

**11. National level awards:**

- 11.1. One team trophy will be awarded to the 1st, 2nd, and 3rd place teams in each of 3 divisions.
- 11.2. Each 1st through 3rd place team's members + up to 6 coaches will also receive a medal.
- 11.3. Plaques, and medals will be awarded to 1st - 5th place individual male & female archers in the elementary, middle & high school divisions. Individuals tied for 1st through 5th place will receive duplicate awards.
- 11.4. Individual male and female champions in each division will be awarded a Genesis Bow.
- 11.5. Tournament Overall and Runner-Up Champion male and female archers will also be recognized.
- 11.6. Additional prizes may be awarded to teams and individuals as they are available.

**12. NASP® All-American Academic Team:** The final scores from the Eastern and Western NASP® National will be combined. The top 24 scoring archers in each division from those combined scores, who are registered with NASP® as Academic Archers, will be named to the *NASP® All-American Academic Team*®.

- 12.1. Academic Archers are registered by their teacher according to criteria provided on the NASP® website. Academic Archers must be registered **before Midnight Eastern Time, April 1** each year.
- 12.2. The Academic Archer indicator box must be checked on the National Tournament registration, for All-Academic Team eligibility. We assign this responsibility of cross checking the archer's AA status to the teacher or coach.

For questions concerning state and local tournaments you can contact your state NASP® Coordinator.  
Contact information can be found at <https://www.naspschools.org/nasp-coordinators/>

For questions concerning National and Championship tournaments you can contact the NASP® tournament Director at: [kevin@naspschools.org](mailto:kevin@naspschools.org)

**OKNASP**

## **1. Oklahoma State Qualifying Shoots**

1.1. Schools must conduct or attend a NASP sanctioned tournament, an Interschool Shoot or complete a virtual shoot and submit scores to qualify for the OKNASP® State Shoot.

1.2. Schools may attend more than one qualifying Shoot event, but scores submitted must come from one event and cannot be combined with other events.

1.3. There is no limit to team size participating in the Innerschool Shoot events.

1.4. Coaches will submit their top 12 scores, that include, 4 scores from each gender, electronically using the designated format.

1.5. Schools that submit 12 scores will be awarded 16 spaces for a full team at the State Shoot.

1.6. Schools that submit less than 12 scores will only be awarded as many spaces at the State Shoot as their submitted team size (ie. if you only submit 10 scores you will only receive 10 spaces at the State Shoot).

1.7. Only one team (maximum of 16 individuals, minimum of 1 individual) per school, per division will be allowed to compete in an OKNASP state shoot.

## **2 Oklahoma State Shoot**

2.1. The Oklahoma Department of Wildlife Conservation will conduct (4) State Shoots, East, Central, West and Grand State.

All schools submitting qualified scores are invited to participate in one of the State Shoots.

2.2 Archer/Schools must provide all arrows and bows for competition.

2.2.1 All arrows and bows must be marked such that it can be identifiable to the archer/school.

2.3. All Schools who submit a qualifying score will be placed into a hierarchal tier system (tier1 and tier 2) based off of their state qualifying score.

2.3.1 tier 1 teams will be invited to Grand State regardless of region. All other teams will be tier 2 and shoot at their respective regional state shoots.(see region map on OKNASP website)

2.4. Shoot times will be assigned based on qualifying scores. Higher scoring teams will be assigned later flight times.

Distance traveled may also be considered when assigning flight times.



2.5. One team trophy will be awarded to the 1st, 2nd, and 3rd place teams in each division.

2.6. Each 1st through 3rd place teams' members + up to 2 coaches will also receive a medal.

2.7. Medals will be awarded to 1st -3rd place individual boys and girls in the Elementary, Middle & High school Divisions. If there is a tie, each of the students that tied will receive a medal.

2.8.1 Individual ties will be broken, first, by comparing total score, then, # of 10's, 9's, 8's, and so on.